



**KAPCI**  
COATINGS

**For professional use only**

**Issue: March 2015**  
**Superseded: May 2011**

## **Kapci Special Magic Colors**

### **Product description**

Kapci Special Magic color contains multi-layer pigment flakes which give paint film the ability to change color when is viewed from different angles. Each Special Magic Color gives extraordinary chroma and brilliant appearance depending on both the angle at which is viewed and the angle of the incident light.

Kapci Special Magic Colors are fully compatible with Kapcibase 670 transparent basecoats and are used as basecoat colors.

The standard color names given below reflect the color seen at approximately 90° and 45° angle, respectively:

<b><i>Special Magic Color code</i></b>	<b><i>Description</i></b>
Kapci M9700	Red to Gold
Kapci M9710	Green to Purple
Kapci M9720	Gold to Silver
Kapci M9730	Cyan to Purple
Kapci M9740	Blue to Red
Kapci M9750	Silver to Green

### **Substrates**

Kapci Special Magic Color is applied over ground solid basecoat color which should be dark (e.g. black or dark grey) to give high interference.

The dark solid basecoat color should be applied over properly prepared Kapci 2K fillers/primers. For final sanding use sanding paper P500 dry or P1000 wet prior to applying the ground basecoat color.

For cleaning and degreasing the surface prior to applying the ground basecoat color it is recommended to use Kapci 605 Degreaser.

These products are for the professional painting of automotive vehicles only after reference to the manufacturer's Material Safety Data Sheets (MSDS)

Rev (01) 03/2015

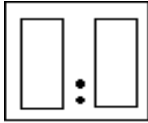


**KAPCI**  
COATINGS

For professional use only

Issue: March 2015  
Superseded: May 2011

### Application

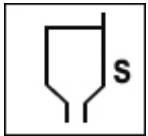


**Mixing ratio:**  
100:100  
(1:1)

100% Kapci Special Magic Color  
100% Kapci 2K thinners: 610 Metallic, 600 Normal, 600F Fast, or 601 Slow



Use measuring stick




**Application viscosity:**  
16-18 s (DIN4/20°C)

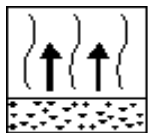


**Spraygun tips:**  
1.2-1.3 mm  
HVLP: 1.8-2.0 bar/27-30 psi  
at the air inlet

Refer to the spraygun manufacturer's recommendation.



**Number of coats:**  
Apply 2 normal coats of Special Magic Color.  
NOTE: A dark ground solid basecoat colors is strongly recommended prior to applying the special magic color. Apply the ground color in 2 normal coats.



**Flash off time:**  
Between coats: 3-4 min  
Before clearcoating: 20 min



**Clearcoating:**  
Apply Kapci 2K clearcoat



**KAPCI**  
COATINGS

**For professional use only**

**Issue: March 2015**  
**Superseded: May 2011**

### **General notes**

#### ***Rectification***

Visible defects can be removed only after the basecoat is fully dry by light manual sanding with paper P1500 or finer. For smoother sanding, the sanding paper can be slightly soaked with water.

#### ***Other tips***



Stir Kapci Special Magic Color.



It is always recommended to filter basecoat colors prior to spraying.

### **Health and Safety**

1. For full Health and Safety information please refer to Material Safety Data Sheet (MSDS).
2. Observe the precautionary notices displayed on the container.
3. Goggles and suitable protective equipment must be worn while using these products.
4. Good ventilation must be provided in the working environment.

**IMPORTANT NOTE:** These products are for professional use only. The information in this Technical Data Sheet is based on our best knowledge and given for information purposes only without any obligation as we do not have control over the quality and conditions of the surface, or over many factors affecting the use and application of the product. Always read the Material Safety Data Sheet and the Technical Data Sheet for this product if available.

Rev (01) 03/2015