



**KAPCI**  
COATINGS

For professional use only

Issue: March 2015  
Superseded: May 2011

## Kapci 611 Spot Repair Thinner

### Product description

Kapci 611 is a product especially designed for blending-in of Kapcibase 670 solvent-based basecoat colors. It assists to achieve a smooth homogeneous overspray area in the fade-out zone. It smoothes the transition area from the fade-out zone into old paint work.

Kapci 611 is a ready for use product or mixed 30%-50% by volume with Kapcibase 670 basecoat colors.

### Preparation

For preparation of repair areas see "Kapci Blending-in Process".  
Keep the area for applying of filler as small as possible.

### Degreasing/Cleaning



Degrease with Kapci 605 Degreaser.

These products are for the professional painting of automotive vehicles only after reference to the manufacturer's Material Safety Data Sheets (MSDS).

Rev (01) 03/2015



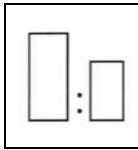
**KAPCI**  
COATINGS

For professional use only

Issue: March 2015

Superseded: May 2011


## Application



### Mixing ratio by volume:

100:30-50

100% Kapcibase 670 basecoat color  
30-50% Kapci 611 Spot Repair Thinner



### HVLP Spraygun tips:

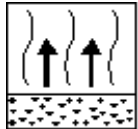
1.2-1.3 mm  
1.8 bar/26 psi at the air inlet

Refer to the spraygun manufacturer's recommendation.



### Number of coats:

One light coat of sole Kapci 611 Spot Repair Thinner over the fade-out zone. Then apply the mixture of Kapcibase 670 basecoat color and Kapci 611 until the fade-out zone is covered.



### Flash off time:

Approximately 1 min/20°C for sole Kapci 611 Spot Repair Thinner;  
2-3 min/20°C between coats of the mixture of the basecoat color and Kapci 611

## General notes

### Polishing

After the repaired area is completely dry, polish the area with suitable polish compound (e.g. an ultra fine one).

### Other tips

1. For optimum performance ensure that both spray booth and paint temperatures are between 20°C and 25°C;
2. Clean the surface with Kapci 605 Degreaser prior to applying Kapcibase 670 basecoat color;
3. Clean the spraygun immediately after the application.



**KAPCI**  
COATINGS

**For professional use only**

**Issue: March 2015**  
**Superseded: May 2011**

### **Health and Safety**

1. For full Health and Safety information refer to the Material Safety Data Sheet (MSDS).
2. Observe the precautionary notices displayed on the container.
3. Goggles and suitable protective equipment must be worn while using these products.
4. Good ventilation must be provided in the working environment.

**IMPORTANT NOTE:** These products are for professional use only. The information in this Technical Data Sheet is based on our best knowledge and given for information purposes only without any obligation as we do not have control over the quality and conditions of the surface, or over many factors affecting the use and application of the product. Always read the Material Safety Data Sheet and the Technical Data Sheet for this product if available.

Rev (01) 03/2015